

### Absolute Maximum Ratings (Ta=25°C)

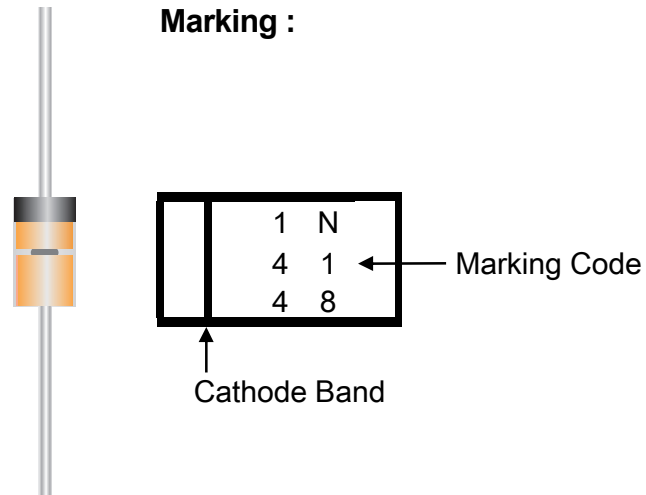
Items	Symbol	Ratings	Unit
Reverse Voltage	VR	75	V
Reverse Recovery Time	trr	4	ns
Power Dissipation 3.33mW/°C (25°C)	P	500	mW
Forward Current	IF	300	mA
Junction Temp.	Tj	-55 to 150	°C
Operating/Storage	Tstg	-55 to 150	°C

### Mechanical Data

Items	Materials
Package	DO-35
Case	Hermetically sealed glass
Lead/Finish	Double stud/Solder Plating
Chip	Glass Passivated

Moisture Sensitivity Level 1

### DO-35 Package



Polarity: Color band denotes cathode end

### Electrical Characteristics (Ta=25°C)

Ratings	Symbol	Ratings	Unit
Minimum Breakdown Voltage IR= 5.0uA IR= 100uA	BV	75 100	V
Peak Forward Surge Current PW= 1sec.	IFsurge	1.0	A
Maximum Forward Voltage IF= 10mA	VF	1.0	V
Maximum Reverse Current VR= 20V VR= 75V VR= 20V, Tj= 150°C	IR	0.025 5.0 50	uA
Maximum Junction Capacitance VR= 0, f= 1 MHz	Cj	4	pF
Maximum Reverse Recovery Time IF= 10mA, VR= 6V, IRR= 1mA, RL= 100Ω	trr	4	ns

● Electrical characteristic curves (Ta = 25°C unless specified otherwise)

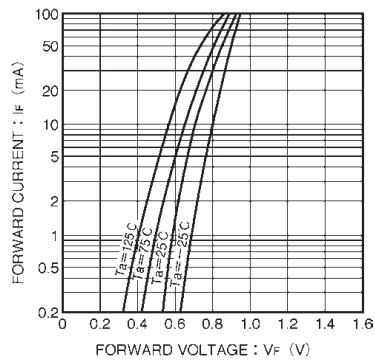


Fig. 1 Forward characteristics

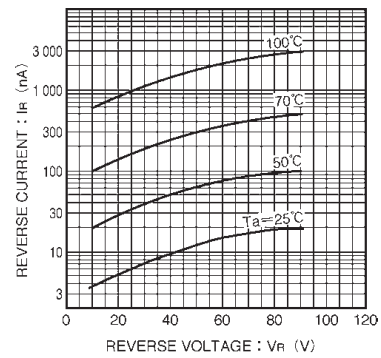


Fig. 2 Reverse characteristics

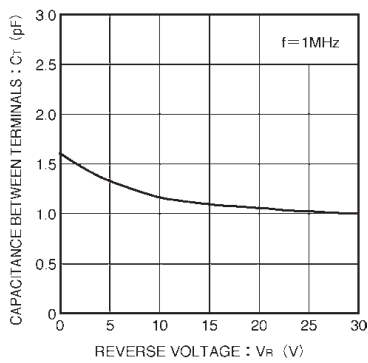


Fig. 3 Capacitance between terminals characteristics

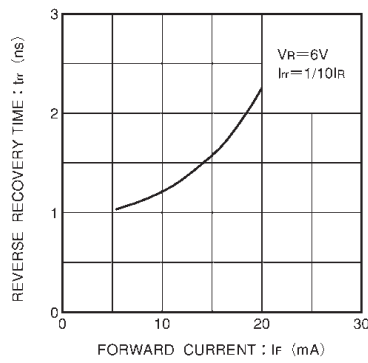


Fig. 4 Reverse recovery time characteristics

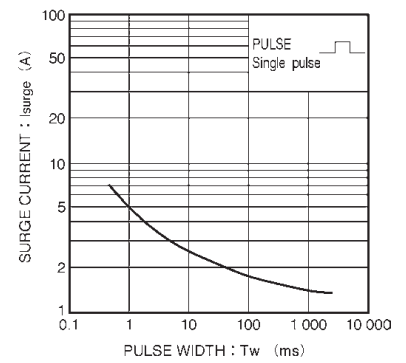


Fig. 5 Surge current characteristics

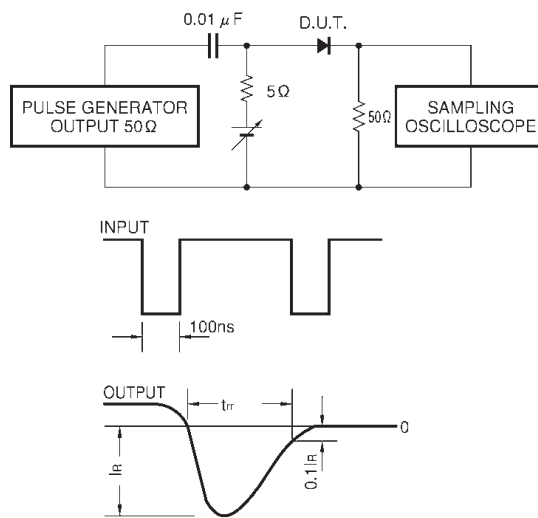
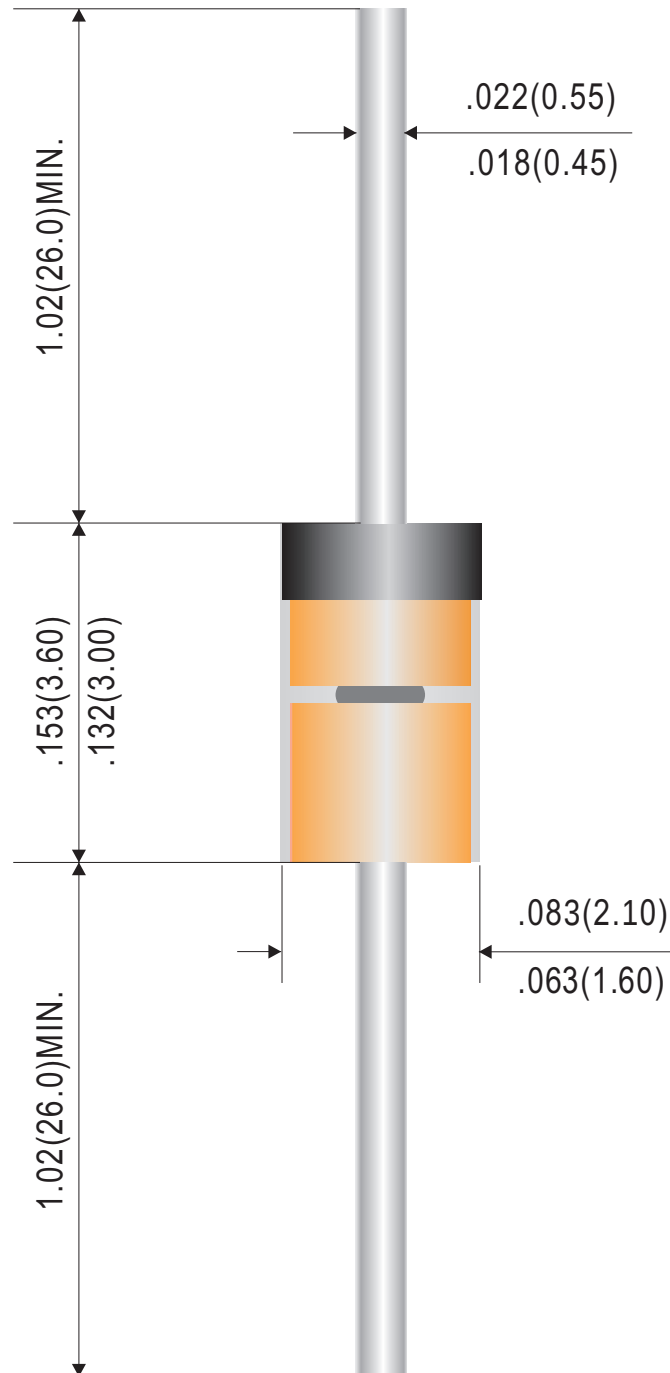


Fig. 6 Reverse recovery time (trr) measurement circuit

# Outline Drawing

# DO-35



Dimensions in inches and (millimeters)

Rev.C

**\*\*\*Disclaimer\*\*\***

WILLAS reserves the right to make changes without notice to any product specification herein, to make corrections, modifications, enhancements or other changes. WILLAS or anyone on its behalf assumes no responsibility or liability for any errors or inaccuracies. Data sheet specifications and its information contained are intended to provide a product description only. "Typical" parameters which may be included on WILLAS data sheets and/ or specifications can and do vary in different applications and actual performance may vary over time. WILLAS does not assume any liability arising out of the application or use of any product or circuit.

WILLAS products are not designed, intended or authorized for use in medical, life-saving implant or other applications intended for life-sustaining or other related applications where a failure or malfunction of component or circuitry may directly or indirectly cause injury or threaten a life without expressed written approval of WILLAS. Customers using or selling WILLAS components for use in such applications do so at their own risk and shall agree to fully indemnify WILLAS Inc and its subsidiaries harmless against all claims, damages and expenditures.